

Fox Electronics Headquarters  
 5570 Enterprise Parkway  
 Fort Myers, FL 33905 USA  
 Tel: 888-GET-2-FOX  
 Outside US: +1.239.693.0099  
 Fax: +1.239.693.1554

Fox Electronics EMEA  
 14 Banks Road  
 Biggleswade, Bedfordshire  
 SG18 0DY, United Kingdom  
 Tel/Fax: +44.1767.312632

Fox Electronics Asia  
 4/F Gold & Silver Commercial Bldg.  
 12-18 Mercer St.  
 Central, Hong Kong  
 Tel: +852.2854.4285  
 Fax: +852.2854.4282

Fox Electronics Japan  
 3-28-6-1A Yoyogi  
 Shibuya-ku, Tokyo 151  
 Japan  
 Tel: +81.3.3374.2079  
 Fax: +81.3.3377.5221

# Product Change Notification

**PCN Publish Date:** 07/25/2007

**PCN#:** 276

**Change Title:** Product Dimensional Changes

**Products Affected:** All Quartz SMD Crystals: FQ5032 Series, FQ6035 Series, FQ7050 Series

Fox Model Number	Fox Part Number
FQ5032A	738A-Frequency-xxxxx*
FQ5032B	738B-Frequency-xxxxx*
FQ6035A	737A-Frequency-xxxxx*
FQ6035B	737B-Frequency-xxxxx*
FQ7050A	736A-Frequency-xxxxx*
FQ7050B	736B-Frequency-xxxxx*

\*(xxxxx = random number.

For more information on Fox part numbers, see <http://foxonline.com/onefamilytype.asp> on the Fox website.)

**Description of Change to the Customer:** Due to process and reliability improvements, we are changing the package dimensions as listed below:

FQ5032A - Height change from 0.8mm max to 1.2mm max,  
Pad change from 1.5x1.5mm to 1.5x1.7mm.

FQ5032B - Height change from 0.8mm max to 1.2mm max, No pad change.

FQ6035A - Height change from 0.9mm max to 1.3mm max, No pad change.

FQ6035B - Height change from 0.9mm max to 1.3mm max, No pad change.

FQ7050A - Height change from 1.0mm max to 1.3mm max,  
Pad change from 1.5x2.0mm to 2.0x2.5mm.

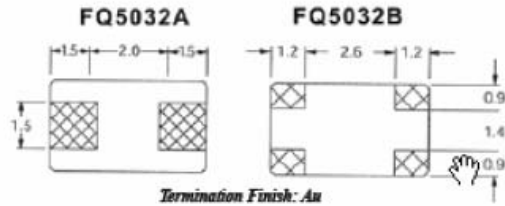
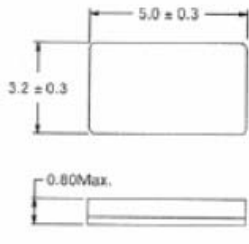
FQ7050B - Height change from 1.0mm max to 1.3mm max,  
Pad change from 1.2x1.0mm to 1.6x1.4mm.

Drawings showing the old and new dimensions are attached.

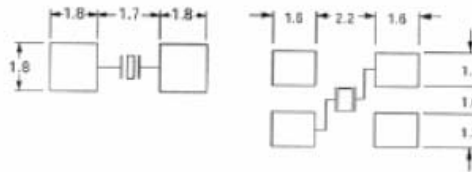
**Schedule of Change:** Change is effective immediately.

**Customer Impact and Response:** We sincerely hope this change will have minimal impact on our customers. If you have any questions, please email Fox Technical Support at [www.foxonline.com/email.htm](http://www.foxonline.com/email.htm) or call 239-693-0099.

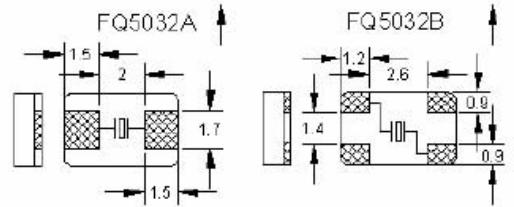
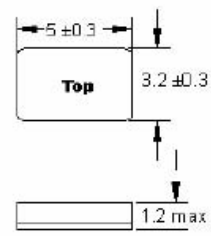
FQ5035 Series (Old)



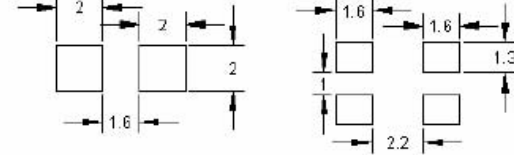
Recommended Solder Pad Layout



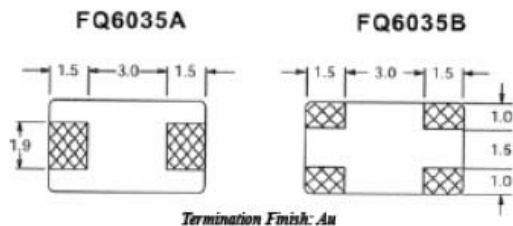
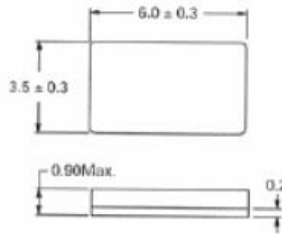
FQ5035 Series (New)



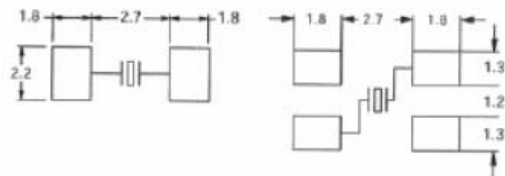
Recommended Solder Pad Layout



FQ6035 Series (Old)

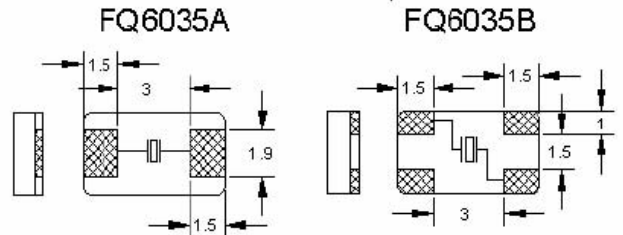
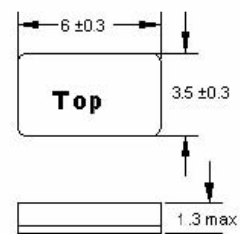


Recommended Solder Pad Layout

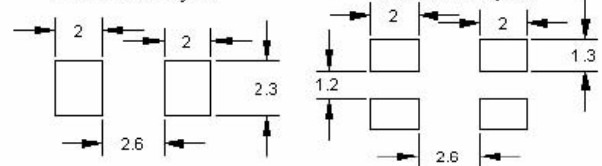


All dimensions are in millimeters.

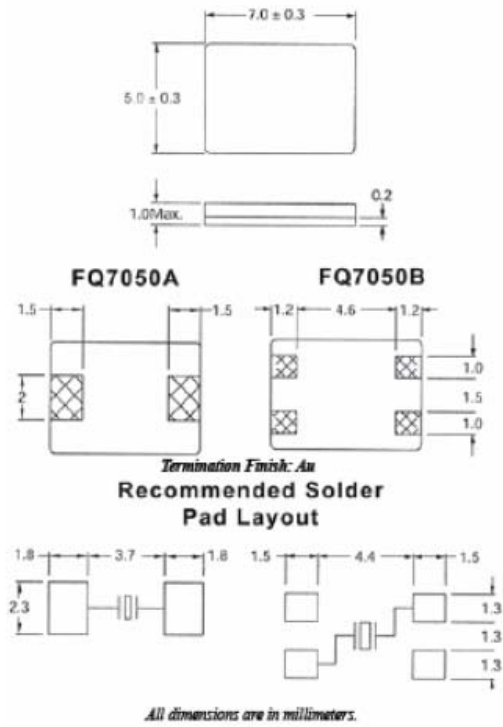
FQ6035 Series (New)



Recommended Solder Pad Layout



FQ7050 Series (Old)



FQ7050 Series (New)

